

Technical information

Hesse PERFECT-NATURA bright HDE 54510

Mixing ratio (by volume): 10 : 1 HYDRO Hardener HDR 5091

Product description

The light fast PERFECT-NATURA bright HDE 54510 can be used to achieve an open-pored, dull matt, scratch resistant and mechanically resilient surface with the natural look of wood. This topcoat is particularly interesting for sustainable objects, as it contains 11% renewable raw materials. Due to its pronounced brightening properties, PERFECT-NATURA bright is particularly suitable for use on light-colored wood types.

Areas of application

In the complete field of interior fittings for living areas as a natural wood effect; mainly on light-colored woods. Can also be used for stairs, Handrails and bleached Surfaces.

Area of application




- Internal fit-out
- Furniture
- Special applications
- Doors
- Stairs

Substrate material





- light deciduous woods with fine pores
- light deciduous woods with coarse pores
- Conifers

Surface Preparation

Surface preparation Clean, dry wood, free of oil, grease, wax and silicones. Sanded as prescribed and free from sanding dust.

Substrate sanding grits		120 - 220
Lacquer sanding grit		280 - 320
Comments on sanding		The quality and uniformity of the wood / substrate and of the lacquer sanding are crucial to the final surface finish. After sanding, remove dust as prescribed.

Application

Application	Spray nozzle size	Spray pressure	Atomizing pressure
2C line			
Airless	 0,23 - 0,38 mm		
Airless low pressure			
Airmix	 0,23 - 0,38 mm	60 - 100 bar	1,5 - 2,5 bar
Compressed air spraying	 1,5 - 2 mm	2,5 - 4 bar	





For more information on Order information, please visit our website, contact our account managers and field service representatives, or contact your specialist dealers.

Technical information

Hesse PERFECT-NATURA bright HDE 54510

Mixing ratio (by volume): 10 : 1 HYDRO Hardener HDR 5091

Times

Pot life	 2 h / 20 °C
Usage time	 2 h / 20 °C
Stackable after	 16 h / 20 °C
Complete drying	 7 d / 20 °C

Finishing

Finishing

After suitable drying can be recoated with the same product.

If required, PERFECT-NATURA bright can be top coated with PERFECT-TOP HDE 5400x(GG) after sufficient drying, without Intermediate sanding.

This can influence the gloss level and improve the resistance of the surface.

However, this can change the natural wood effect.

Therefore, please check the result in advance by applying a test coating under practical conditions.

Processing instructions

PERFECT-NATURA bright can be applied as a top coat, i.e. as a primer and as a top coat. **Depending on the type of wood, the use of PERFECT-NATURA-BASE HDG 5410 is recommended to minimize wood discoloration.** Add the hardener in a slow stream while stirring. If necessary, adjust the spray viscosity by adding water. Maximum addition rate 5 %. Hardener must always be added before thinning! Do not store material mixed with hardener in closed packaging. Overcoatability: possible with itself or suitable clear materials. Clean work tools with water. Use Hesse HYDRO Cleaner HV 6917 to remove dried lacquer residues. For combined work (water-based and solvent-based lacquers), rinse application equipment with Hesse HYDRO Rewetting agent HV 6904.

Particular instructions

Stir the paint material well! The product can be used on surfaces bleached with hydrogen peroxide and then sufficiently dried.

To minimize wood discoloration and ensure effective pore wetting, we recommend using PERFECT-NATURA-BASE HDG 5410 in compound with PERFECT-NATURA bright HDG 54510 on wood species rich in tannins and with coarse pores, such as Oak. Complete pore wetting considerably reduces the risk of impurities in the wood pores and makes surface maintenance easier. The brightening effect is highly dependent on the type and quality of the wood. Therefore, please carry out a test coating on the original raw wood in advance and convince yourself of the result.















Caution! Do not sand through the primer. Risk of staining.

Technical information

Hesse PERFECT-NATURA bright HDE 54510

Mixing ratio (by volume): 10 : 1 HYDRO Hardener HDR 5091

Technical data

Flow time (+/- 15%)	 50 s / DIN4
Yield per coat	 10 - 13 m ² /L The spreading rate is heavily dependent on the type of application. The specifications relate to a liter of ready-for-use product, if necessary including hardener and thinner.
Giscode	W3/DD+
Proportion of renewable raw materi-	 11.37 %
Non-volatile proportion	 29.9 %
VOC FR	C
conditions of transport	 10 - 30 °C
Shelf life in weeks	 52
Storage temperature	 10 - 30 °C
Working Temperature Range	 18 - 22 °C
Number of coats (max)	 2
Amount per layer (minimum)	 80 g/m ²
Amount per layer (max)	 100 g/m ²
Total application volume	 MAX 200 g/m ²
Mixing ratio (by volume)	 10 : 1 HYDRO Hardener HDR 5091
Mixing information (gravimetric)	 100 : 11 HYDRO Hardener HDR 5091

Particular properties / testing standards

Sign	Product standard / basis	Sign	Product standard / basis
	DIN 68861-Part 1C (Furniture surfaces; Behaviour under chemical demands)		Toy safety as per DIN EN 71-3

For more information on Order information, please visit our website, contact our account managers and field service representatives, or contact your specialist dealers.

Technical information

Hesse PERFECT-NATURA bright HDE 54510

Mixing ratio (by volume): 10 : 1 HYDRO Hardener HDR 5091



Sample process

Object furnishing, Oak natural wood effect

Wood-sanding grain 120 - 150 with subsequent dedusting.

Primer: 1 - 2 x 80 - 120 g/m² PERFECT-NATURA-BASE HDG 5410, mixing ratio (by volume) 10 : 1 with Hardener HDR 5091.

Intermediate drying: at least 2 h / 20 °C room temperature with sufficient air circulation.

Smoothing: 400 grit with subsequent dedusting.

Top coat: 1 x 100 - 120 g/m² Hesse PERFECT-NATURA bright HDE 54510, mixing ratio (by volume) 10 : 1 with hardener HDR 5091.

Packable: after at least 16 h / 20 °C room temperature and sufficient air circulation.

Ordering information

Order number	Colour tone	Gloss level 60° (Gloss +/-5)	Gloss level
HDE 54510		2	dull matt

Accessories

	Order number	Product description
hardeners	HDR 5091	HYDRO Hardener
Equipment cleaner	HV 6904	HYDRO Reversing agent
	HV 6917	HYDRO Cleaning agent
	Water	

General instructions on workmanship

When working with HYDRO materials, parts that come into contact with the material must be made from stainless steel. The moisture content should be between 8 - 12 %. Do not apply or dry HYDRO lacquers at material or room temperatures below 18 °C. The ideal humidity for application lies between 55 and 65 %. During the lacquering process, a humidity level that is too low leads to surface defects (such as shrink cracks, etc.). Excessive humidity during the drying phase may drastically lengthen the drying time! In order to avoid adhesion problems, please sand the lacquered surfaces freshly before coating and apply lacquer to the sanded surfaces as soon as possible. When applied to foils, etc., please use a sample coating on the respective substrate to check the adhesion! The ideal complete hardening of lacquered surfaces that have been flashed off is reached at temperatures over 20 °C up to no more than 40 °C. Adequate, draft-free air exchange must be assured. The complete hardening of the lacquer will be reached after one week of proper storage (at least 20 °C room temperature). Woods containing large amounts of natural oils, such as teak, can negatively influence adhesion under certain circumstances. Water-soluble wood ingredients such those in ash and tannins in woods such as oak may cause colour changes and discolourations in the coating. We recommend that you always conduct a sample lacquering to evaluate the colour effect, adhesion and drying process under real conditions!

Our technical information is continually adapted to keep up to date with the latest technology and statutory regulations. The indicated values are no specification, but typical product data. The latest version is always available online at www.hesse-lignal.de or talk to your local account manager. This information is for advice and is based on the best knowledge available and careful research in line with the current state of the art. This information cannot be held as legally binding. We also refer you to our terms and conditions of business. Material safety data sheet is provided in accordance with EC regulation no. 1907/2006.

For more information on Order information, please visit our website, contact our account managers and field service representatives, or contact your specialist dealers.