

Technical information

Hesse PU DECORATIVE METAL Base DE 48219-0901

Mixing ratio (by volume): 4 : 1 PU DECORATIVE METAL Hardener DR 4008

Product description

The two-component, light fast base coat PU DECORATIVE METAL DE 48219-0901 is clear and can be mixed with selected Hesse metal powders depending on the desired surface and effect. Furthermore, the different metal powders can be combined in a lacquer/hardener mixture. This allows a large and individualized degree of design freedom when planning and designing this particular surface. PU DECORATIVE-METAL is also IMO-certified.

Areas of application

For all interior fittings, for yachts and for coating furniture.

Area of application

- Internal fit-out
- Kitchen and bathroom
- Furniture
- The fitting out of ship interiors
- Special applications

Substrate material

- Dark, fine pored hardwood
- dark deciduous woods with coarse pores
- light deciduous woods with fine pores
- light deciduous woods with coarse pores
- Engineered veneer/fineline
- Conifers

Surface Preparation

Surface preparation

Clean, dry wood, depending on species and application method. Perform cleaning by sanding on foil or melamine before coating.

Substrate sanding grits



220 - 280

Application

Application

Compressed air spraying

Rolling

Spreading

Times

Pot life



1,5 h / 20 °C

Usage time



1 h / 20 °C

Drying



24 h / 20 °C

Stackable after



24 h / 20 °C

Complete drying



7 d / 20 °C

For more information on Order information, please visit our website, contact our account managers and field service representatives, or contact your specialist dealers.

Technical information

Hesse PU DECORATIVE METAL Base DE 48219-0901

Mixing ratio (by volume): 4 : 1 PU DECORATIVE METAL Hardener DR 4008

Finishing

Finishing

DE 4500x(stupeň lesku)-0016









Processing instructions

First mix the base lacquer with hardener and then add the metal powder by weight in a ratio of 80 parts of metal powder to 20 parts lacquer/hardener mixture and stir it in carefully without lumps. Apply the mixture in several layers with brief initial drying to reach a total of 800 - 1200 g/m². Subsequent additional manual application enables the creation of individual decors to suit requirements (intermediate drying 30 - 60 min / 20 °C). The maximum wet application amount when used as a low-flammable coating for seagoing vessels is 1000 g/m². Substrate treatment: pre-sand the basecoat or deviating substrate materials using 220 - 280 grit. In the case of direct coatings or on cleaned or sanded foils, please apply a test coating to check the adhesion! For more detailed product information and methods for using PU DECORATIVE-METAL, please use the link <https://www.hesse-lignal.de/service/effekte/pu-decorative-metal.html> to visit the new landing page on our website

Particular instructions

This product may only be combined with other approved and technically suitable products when it is being used as a flame-retardant coating material for seagoing vessels according to the latest version of SOLAS 74 Reg. II-2/3, II-2/5, II-2/6 and X/3, as amended, IMO Resolution MSC.36(63)-(1994 HSC-Code) 7, IMO Resolution MSC.97(73)-(2000 HSC-Code) 7, IMO MSC/Circ. 1120. The choice of workpieces, preparation of the substrate, mixture and processing of the individual components and subsequent treatment of the coated surfaces require special knowledge. Your local sales representative will be happy to advise you. Pre-priming is possible depending on the required finish and carrier material, e.g. using DP 4755-9343 and DP 4791-9343 / DP 491-9343. Metals and metallic surfaces are subject to natural oxidation which may result in a change of colour. For cleaning and care we recommend the products indicated in our presentation. Other polishing and care products may cause changes in colour tone and effect. Coating after > 2 d with PU Cellulose lacquer will prevent oxidation and finger marks. Remove metal abrasion, waxes and polishing residues using special cleaner! "A risk assessment was undertaken according to Directive 2014/90/EU, Annex II, Section 3. This coating does not pose a physical risk to health nor a risk to the environment when cured and dried."

Technical data

Flow time (+/- 15%)	 28 s / DIN6
Proportion of renewable raw materi-	 0 %
Non-volatile proportion	 43.2 %
VOC FR	C
conditions of transport	 frost-free - up to max. 35 °C
Shelf life in weeks	 52
Storage temperature	 16 - 40 °C
Mixing ratio (by volume)	 4 : 1 PU DECORATIVE METAL Hardener DR 4008
Mixing information (gravimetric)	 100 : 26 PU DECORATIVE METAL Hardener DR 4008

For more information on Order information, please visit our website, contact our account managers and field service representatives, or contact your specialist dealers.

Technical information

Hesse PU DECORATIVE METAL Base DE 48219-0901

Mixing ratio (by volume): 4 : 1 PU DECORATIVE METAL Hardener DR 4008

Particular properties / testing standards

Sign Product standard / basis



Quality Assurance System Certificate (Module D); Directive 2014/90/EU (Marine Equipment Directive)



Product meets the requirements of solvent based paints and coatings regulation - ChemVOCFarbV (German ordinance on solvent-based paints and varnishes) - according to the national implementation of 2004/42/EG ("Deco-paint Directive").



Formulation is free of: wood preservatives, toxic heavy metals, phthalate plasticizers, formaldehyde, CMR substances in Categories 1A + 1B and volatile aromatic and halogenated organic compounds.



PVC-resistant



Saliva and sweat resistance according to DIN 53160 Parts 1 and 2: no discolouration (Level 5)



DIN 68861-Part 1B (Furniture surfaces; Behaviour under chemical demands)

Sample process

The coating process and the precise treatment parameters are adapted in each case to the respective application and drying conditions and can be found in the customer-specific process descriptions (surface techniques).

Ordering information

Order number	Colour tone	Gloss level 60° (Gloss +/-5)	Gloss level
DE 48219-0901			

Accessories

	Order number	Product description
hardeners	DR 4008	PU DECORATIVE METAL Hardener
Thinners	DV 4966	PU DECORATIVE-METAL Thinner
	DV 4966	PU DECORATIVE-METAL Thinner
Retarder	DV 4909	PU Retarder
Equipment cleaner	NV 395	Cleaning thinner
	RV 1	Cleaning thinner

For more information on Order information, please visit our website, contact our account managers and field service representatives, or contact your specialist dealers.

Technical information

Hesse PU DECORATIVE METAL Base DE 48219-0901

Mixing ratio (by volume): 4 : 1 PU DECORATIVE METAL Hardener DR 4008



General instructions on workmanship

PU lacquers should not be applied and dried at material and room-temperatures below 18 °C and 40 % RH. Ideal values are: 20 - 25 °C, 50 - 65 % RH. Deviations will result in drying or hardening errors. In order to avoid adhesion problems, please sand the PU lacquered surfaces before applying fresh lacquer and apply lacquer to the sanded surfaces as soon as possible. Old lacquer and hardener mixtures affect the surface quality (adhesion/resistance). Freshly bleached substrates must undergo intermediate drying for at least 48 h at 20 °C before coating with suitable PU lacquers. If stored correctly (at least 20 °C room temperature), the final hardness of the coating is achieved after a week. Please apply a test coat under real conditions!

Our technical information is continually adapted to keep up to date with the latest technology and statutory regulations. The indicated values are no specification, but typical product data. The latest version is always available online at www.hesse-lignal.de or talk to your local account manager. This information is for advice and is based on the best knowledge available and careful research in line with the current state of the art. This information cannot be held as legally binding. We also refer you to our terms and conditions of business. Material safety data sheet is provided in accordance with EC regulation no. 1907/2006.

For more information on Order information, please visit our website, contact our account managers and field service representatives, or contact your specialist dealers.