

Technical information

Hesse EAZYPORE pore stain TEP

Product description

Fast drying solvent-based pore stain used for colour-contrasting emphasis of the pores for woods with coarse pores.

Areas of application

All areas of interior fittings, furniture production and parquet coating are recommended as domains of use. The special formulation allows this pore stain to be removed from the substrate without residue for clear stain effects with distinctive, colour-contrasting pores.

Area of application

- Internal fit-out
- Kitchen and bathroom
- Crafted parquet flooring
- Special applications
- Doors

Substrate material

- dark deciduous woods with coarse pores
- bleached
- light deciduous woods with coarse pores
- other woods
- suitably pre-primed

Surface Preparation

Surface preparation

The wood must be dry, dust-free and grease-free.


The pore is brushed out after sanding.

Substrate sanding grits



180 - 240

Application

Application	Spray nozzle size	Spray pressure	Atomizing pressure
Airmix	 0,23 - 0,28 mm	10 - 60 bar	1 - 2,5 bar
Compressed air spraying	1 - 2 mm	1,5 - 2 bar	

Spreading

Wiping with a cloth

Times

Drying



2 h / 20 °C

For more information on Order information, please visit our website, contact our account managers and field service representatives, or contact your specialist dealers.

Technical information

Hesse EAZYPORE pore stain TEP

Finishing

Finishing

The bare wood or basecoat should be lightly sanded prior to subsequent coating after application and wiping of EAZYPORE pore stains. The following lacquers are recommended for subsequent coating: DE 554, DE 42594, DE 42900-0003, DA 400-1, HE 65094, HDE 54004, HE 65424-100. Oils OE 5216x, OE 5283x, GE 11254 and the combination of NG 380 with NE 302 or NG 3800 with EH 33033 can also be used.











Processing instructions

Apply stain by spraying or with a brush with excess. Remove the excess evenly first crosswise to the grain then along it using gauze bales. This stain can be applied directly onto the wood. The pore stain can also be applied to primed surfaces. Excess pore stain must be removed while wet. Once the stain dries, the base coat should be sanded before applying the top coat.

Particular instructions

Standard thinner: CV 503
Alternative thinner for use directly on bare wood: CV 553
Retarder for use directly on bare wood: CV 555

Technical data

Flow time (+/- 15%)	 60 s / ISO3
Yield per coat	 15 - 29 m ² /l The spreading rate is heavily dependent on the type of application. The specifications relate to a liter of ready-for-use product, if necessary including hardener and thinner.
Proportion of renewable raw material	 0 %
Non-volatile proportion	 36.9 %
VOC FR	C
conditions of transport	 frost-free - up to max. 35 °C
Shelf life in weeks	 52
Number of coats (max)	 1
Amount per layer (minimum)	 30 g/m ²
Amount per layer (max)	 60 g/m ²
Total application volume	 MAX 60 g/m ²

For more information on Order information, please visit our website, contact our account managers and field service representatives, or contact your specialist dealers.

Technical information

Hesse EAZYPORE pore stain TEP

Sample process

Standard thinner: CV 503

Alternative thinner for use directly on bare wood: CV 553

Retarder for use directly on bare wood: CV 555

Ordering information

Order number	Colour tone	Gloss level 60° (Gloss +/-5)	Gloss level
TEP 700	WEISS		
TEP 900	SCHWARZ		

Accessories

	Order number	Product description
Thinners	CV 503	Thinner for solventbased stain
	CV 503	Thinner for solventbased stain
Equipment cleaner	ZD 82	Cleaning thinner

General instructions on workmanship

Trial staining of the original sanded wood with original coating should be carried out under real conditions. Only use stains from a single batch for any one job. Clean instruments with thinners such as ZD 82.

Our technical information is continually adapted to keep up to date with the latest technology and statutory regulations. The indicated values are no specification, but typical product data. The latest version is always available online at www.hesse-lignal.de or talk to your local account manager. This information is for advice and is based on the best knowledge available and careful research in line with the current state of the art. This information cannot be held as legally binding. We also refer you to our terms and conditions of business. Material safety data sheet is provided in accordance with EC regulation no. 1907/2006.

For more information on Order information, please visit our website, contact our account managers and field service representatives, or contact your specialist dealers.