

Technical information

Hesse PERFECT-COLOR HDB 5434x(gloss level)-(colour tone)

Mixing ratio (by volume): 10 : 1 HYDRO Hardener HDR 5091



Hesse Lignal
inspiring you

Product description

Our **PERFECT-COLOR HDB 5434x(gloss level)-(colour tone)** provides you with an **excellent colour lacquer surface** that is particularly **resilient** against mechanical and chemical demands. PERFECT-COLOR is **easy to apply** due to its outstanding levelling property. Its **rapid complete drying** and the option of forced drying mean that even heavy workpieces can be stacked, or processing can continue, the very next day. **PERFECT-COLOR HDB 5434x(gloss level)-(colour tone)** is a supremely light fast Multicoat lacquer to use as a basecoat or for top coating.

Direct application of PERFECT-COLOR on sanded bare MDF edges and surfaces is also possible.

Areas of application

PERFECT-COLOR is particularly suitable for industrial coating in the interior fittings and shop fitting sectors and for contract installations including doors, bathrooms and kitchens. This colour lacquer is also suitable for reverse glass coating of decorative glass surfaces.

Area of application

- Internal fit-out
- Kitchen and bathroom
- Furniture
- Special applications
- Doors

Substrate material

- Dark, fine pored hardwood
- dark deciduous woods with coarse pores
- light deciduous woods with fine pores
- light deciduous woods with coarse pores
- MDF
- suitably pre-primed
- Melamine foil

Surface Preparation

Surface preparation

Clean, dry wood, clean suitable foil substrate or matching pigment filler. Free from oil, grease, wax and silicones. Correctly sanded and free from sanding dust.

Substrate sanding grits



120 - 400

Lacquer sanding grit






280 - 600

Comments on sanding



The quality and uniformity of the wood / substrate and of the lacquer sanding are crucial to the final surface finish. After sanding, remove dust as prescribed.

Application

Application	Spray nozzle size	Spray pressure	Atomizing pressure
Airless	 0,23 - 0,38 mm	100 - 120 bar	
Airmix	 0,23 - 0,38 mm		1,5 - 2,5 bar
Compressed air spraying	 1,5 - 2 mm	2,5 - 4 bar	

For more information on Order information, please visit our website, contact our account managers and field service representatives, or contact your specialist dealers.

Technical information


Hesse PERFECT-COLOR HDB 5434x(gloss level)-(colour tone)

Mixing ratio (by volume): 10 : 1 HYDRO Hardener HDR 5091



Hesse Lignal
inspiring you

Times

Drying		9 h / 20 °C
Stackable after		16 h / 20 °C
Complete drying		2 d / 20 °C
Drying machine		Recirculating air dryer
Drying temperature		40 °C

Finishing

Finishing Subsequent coating: after sufficient drying and sanding back, if required, apply another coat of the same product or suitable HYDRO or PU products.

Processing instructions

Add hardener slowly whilst stirring and adjust the spray viscosity by adding water or HYDRO Optimizer HZ 70, if required. Maximum additive volume 5 %. The hardener must always be added before thinning! The flow time should not be less than 40 s / DIN 4 mm after hardening and thinning. Never store product mixed with hardener in closed containers. Clean tools with water. For removal of dried lacquer residues use Hesse HYDRO Cleaning agent HV 6917. In case of combined coatings (HYDRO- and solvent based lacquers) rinse application tools with Hesse HYDRO Reversing agent HV 6904.

Particular instructions

Pre-priming is possible depending on the required finish and carrier material, for instance using: HP 6645-9343, HDP 5640-9343, DP 4755-9343. Pre-prime exotic woods such as Macassar or extremely resinous knotty pine with PU sealing primer DG 4720-0001.

When used on staircases (treads) we recommend finishing the colour lacquer surface with Hesse PERFECT-TOP HDE 5400x(gloss level) or other Hesse HYDRO staircase lacquers.

This product must only be combined with other approved and technically suitable products when used as a flame retardant coating material for seagoing vessels according to the latest version of SOLAS 74 Reg. II-2/3, II-2/5, II-2/6 and X/3, as amended, IMO Resolution MSC.36(63)-(1994 HSC-Code) 7, IMO Resolution MSC.97(73)-(2000 HSC-Code) 7, IMO MSC/Circ. 1120. The maximum application amount in wet film when using this product as a flame retardant coating material for seagoing vessels is 120 g/m².

Our PERFECT-COLOR can also be used in the original mixing ratio for reverse glass coating of decorative glass surfaces. The glass surface must be clean and grease-free prior to application.

For surfaces subject to heavy use or direct contact with water, we recommend our special Glass lacquer HDB 57485-(colour tone).

"A risk assessment was undertaken according to Directive 2014/90/EU, Annex II, Section 3. This coating does not pose a physical risk to health nor a risk to the environment when cured and dried."

For more information on Order information, please visit our website, contact our account managers and field service representatives, or contact your specialist dealers.

Technical information















Hesse PERFECT-COLOR HDB 5434x(gloss level)-(colour tone)

Mixing ratio (by volume): 10 : 1 HYDRO Hardener HDR 5091



Hesse Lignal
inspiring you

Technical data

Flow time (+/- 15%)		35 s / DIN6
Yield per coat		9 - 11 m ² /l The spreading rate is heavily dependent on the type of application. The specifications relate to a liter of ready-for-use product, if necessary including hardener and thinner.
Proportion of renewable raw materi-		0 %
Non-volatile proportion		33.8 - 47.7 %
VOC FR		C
conditions of transport		10 - 30 °C
Shelf life in weeks		52
Storage temperature		10 - 30 °C
Working Temperature Range		18 - 22 °C
Number of coats (max)		2
Amount per layer (minimum)		90 g/m ²
Amount per layer (max)		130 g/m ²
Total application volume		260 g/m ²
Mixing ratio (by volume)		10 : 1 HYDRO Hardener HDR 5091
Mixing information (gravimetric)		100 : 10 HYDRO Hardener HDR 5091

For more information on Order information, please visit our website, contact our account managers and field service representatives, or contact your specialist dealers.

Technical information








Hesse PERFECT-COLOR HDB 5434x(gloss level)-(colour tone)

Mixing ratio (by volume): 10 : 1 HYDRO Hardener HDR 5091



Hesse Signal
inspiring you

Particular properties / testing standards

Sign	Product standard / basis
	Product meets the requirements of solvent based paints and coatings regulation - ChemVOCFarbV (German ordinance on solvent-based paints and varnishes) - according to the national implementation of 2004/42/EG ("Deco-paint Directive").
	PVC-resistant
	Toy safety as per DIN EN 71-3
	Saliva and sweat resistance according to DIN 53160 Parts 1 and 2: no discolouration (Level 5)
	DIN 68861-Part 1B (Furniture surfaces; Behaviour under chemical demands)
	Classification of fire behaviour under DIN EN 13501-1 on validated substrate materials
	Quality Assurance System Certificate (Module D); Directive 2014/90/EU (Marine Equipment Directive)

Accessories

	Order number	Product description
hardeners	HDR 5091	HYDRO Hardener
Equipment cleaner	HV 6904	HYDRO Reversing agent
	HV 6917	HYDRO Cleaning agent

For more information on Order information, please visit our website, contact our account managers and field service representatives, or contact your specialist dealers.

Technical information

Hesse PERFECT-COLOR HDB 5434x(gloss level)-(colour tone)

Mixing ratio (by volume): 10 : 1 HYDRO Hardener HDR 5091



Hesse Lignal
inspiring you

General instructions on workmanship

When working with HYDRO materials, parts that come into contact with the material must be made from stainless steel. The moisture content should be between 8 - 12 %. Do not apply or dry HYDRO lacquers at material or room temperatures below 18 °C. The ideal humidity for application lies between 55 and 65 %. During the lacquering process, a humidity level that is too low leads to surface defects (such as shrink cracks, etc.). Excessive humidity during the drying phase may drastically lengthen the drying time! In order to avoid adhesion problems, please sand the lacquered surfaces freshly before coating and apply lacquer to the sanded surfaces as soon as possible. When applied to foils, etc., please use a sample coating on the respective substrate to check the adhesion! The ideal complete hardening of lacquered surfaces that have been flashed off is reached at temperatures over 20 °C up to no more than 40 °C. Adequate, draft-free air exchange must be assured. The complete hardening of the lacquer will be reached after one week of proper storage (at least 20 °C room temperature). Woods containing large amounts of natural oils, such as teak, can negatively influence adhesion under certain circumstances. Water-soluble wood ingredients such as those in ash and tannins in woods such as oak may cause colour changes and discolourations in the coating. We recommend that you always conduct a sample lacquering to evaluate the colour effect, adhesion and drying process under real conditions! With MDF coatings, you can avoid painting faults and edge breaks if you observe the following: Selection of a suitable MDF quality for the area of application, see manufacturer data on EU standard EN 622-5, pt. 4 Test method EN 317 (requirements on thickness swelling). Ideal panel moisture 5 - 7 %. If possible coat the MDF all around, the backs should at least receive a clear coating. Avoid sharp edges and cutaways, round-off wherever possible. Coat edges and cutaways 2x with primers, do not sand through, if need be, prime again. Thick boards that have been created by gluing together several thinner boards are, due to the variance in tension, susceptible to edge ridging. It is better to select a single MDF board of the appropriate thickness. Panels that have been glued together should always be sanded flat at the edges and colourlessly pre-insulated. Any water introduced by gluing must be allowed to evaporate prior to coating. Store primer-coated surfaces in an air conditioned location and apply the final coat in a timely manner.

Our technical information is continually adapted to keep up to date with the latest technology and statutory regulations. The indicated values are no specification, but typical product data. The latest version is always available online at www.hesse-lignal.de or talk to your local account manager. This information is for advice and is based on the best knowledge available and careful research in line with the current state of the art. This information cannot be held as legally binding. We also refer you to our terms and conditions of business. Material safety data sheet is provided in accordance with EC regulation no. 1907/2006.

For more information on Order information, please visit our website, contact our account managers and field service representatives, or contact your specialist dealers.