

## Technical information

# Hesse PU Brillant-Colour DB 44099-(colour tone)

Mixing ratio (by volume): 2 : 1 PU Hardener DR 4080

## Product description

DB 44099-0901 is a basecoat lacquer for the high gloss colour lacquer range PU Brilliant-Colour DB 44099-(colour tone).

## Areas of application

Use Hesse colour-mixing systems to produce DB 44099-(color tone).

### Area of application

- Internal fit-out
- Kitchen and bathroom
- Furniture
- The fitting out of ship interiors
- Special applications

### Substrate material

- Dark, fine pored hardwood
- dark deciduous woods with coarse pores
- Exotic / tropical wood
- light deciduous woods with fine pores
- light deciduous woods with coarse pores
- Engineered veneer/fineline
- Conifers
- Hardboard
- HDF
- OSB
- Particle board
- Priming foil
- Melamine foil

## Surface Preparation

### Surface preparation


Perform cleaning by sanding on foil or melamine before coating.

Please refer to the substrate preparation details in the technical information regarding the DB 44099-(color tone) colour lacquer range.

Substrate sanding grits  320 - 400

Lacquer sanding grit  400 - 800

## Application

Application	Spray nozzle size	Spray pressure	Atomizing pressure
<b>2C line</b>			
Airmix 	0,23 - 0,28 mm	60 - 100 bar	2 - 2,5 bar
Compressed air spraying	1,8 - 2 mm	1,8 - 2 bar	
<b>Automatic spray gun</b>			
<b>Spraying robot</b>			


For more information on Order information, please visit our website, contact our account managers and field service representatives, or contact your specialist dealers.

## Technical information

# Hesse PU Brillant-Colour DB 44099-(colour tone)

Mixing ratio (by volume): 2 : 1 PU Hardener DR 4080

## Times

Pot life		4 h / 20 °C
Drying		16 h / 20 °C
Complete drying		7 d / 20 °C

## Finishing














Finishing With itself, immediately after an intensive sanding.

## Particular instructions

### Please note!

If DB 44099-0901 is dispatched under extreme climatic conditions (high temperatures and humidity), the basecoat lacquer may experience discolouration. The storage temperature of 16 - 25 °C must be observed. If necessary, please contact the Hesse Technical Support team before transporting DB 44099-0901 (e.g. in a shipping container)!

## Technical data

Flow time (+/- 15%)		26 s / ISO4
Yield per coat		8 - 14 m <sup>2</sup> /l The spreading rate is heavily dependent on the type of application. The specifications relate to a liter of ready-for-use product, if necessary including hardener and thinner.
Proportion of renewable raw materi-		0 %
Non-volatile proportion		0 - 59.8 %
VOC FR		C
conditions of transport		frost-free - up to max. 35 °C
Shelf life in weeks		52
Storage temperature		16 - 40 °C
Number of coats (max)		4
Amount per layer (minimum)		70 g/m <sup>2</sup>
Amount per layer (max)		130 g/m <sup>2</sup>
Total application volume		350 g/m <sup>2</sup>
Mixing ratio (by volume)		2 : 1 PU Hardener DR 4080
Mixing information (gravimetric)		100 : 53 PU Hardener DR 4080

For more information on Order information, please visit our website, contact our account managers and field service representatives, or contact your specialist dealers.

## Technical information

# Hesse PU Brilliant-Colour DB 44099-(colour tone)

Mixing ratio (by volume): 2 : 1 PU Hardener DR 4080

## Particular properties / testing standards

Sign Product standard / basis



Quality Assurance System Certificate (Module D); Directive 2014/90/EU (Marine Equipment Directive)



Formulation is free of: wood preservatives, toxic heavy metals, phthalate plasticizers, formaldehyde, CMR substances in Categories 1A + 1B and volatile aromatic and halogenated organic compounds.



Saliva and sweat resistance according to DIN 53160 Parts 1 and 2: no discolouration (Level 5)



DIN 68861-Part 1B (Furniture surfaces; Behaviour under chemical demands)



PVC-resistant



Flame retardant to B1 according to DIN 4102; on suitable substrates.

## Sample process

### MDF display case, laminated in white, high gloss

Laminate sanding: 320 grit (dust removal)

Basecoat: 1 x 150 - 200 g/m<sup>2</sup> Hesse PU Isolating filler DP 4791-9343, mixing ratio (by volume) 4 : 1 with PU Hardener DR 4058 and the addition of 10 - 15 % Thinner DV 4935 in relation to the lacquer/hardener mixture

Drying: at least 16 h / 20 °C

Lacquer sanding: graduated from 320 - 600 grit (dust removal)

Top coat: 2 x 80 - 120 g/m<sup>2</sup> Hesse PU Brilliant lacquer DB 44099-9010 with brief intermediate drying (20 - 30 min / 20 °C room temperature), mixing ratio (by volume) 2 : 1 with PU Hardener DR 4080 and the addition of 30 % Thinner DV 4935 in relation to the lacquer/hardener mixture

Ready for packaging / polishing: after 3 d / 20 °C

## Ordering information

Order number	Colour tone	Gloss level 60° (Gloss +/-5)	Gloss level
DB 44099-9005	9005		high gloss
DB 44099-9010	9010		high gloss
DB 44099-9016	9016		high gloss

For more information on Order information, please visit our website, contact our account managers and field service representatives, or contact your specialist dealers.

## Technical information

# Hesse PU Brillant-Colour DB 44099-(colour tone)

Mixing ratio (by volume): 2 : 1 PU Hardener DR 4080



## Accessories

	Order number	Product description
<b>hardeners</b>	DR 4080	PU Hardener
<b>Thinners</b>	DV 4935	PU Special thinner
	DV 4994	PU Thinner
	DV 4962	PU Thinner
<b>Equipment cleaner</b>	RV 1	Cleaning thinner

## General instructions on workmanship

PU lacquers should not be applied or dried at material and room temperatures below 18 °C and 40 % RH, ideal values: 20 - 25 °C and 50 - 65 % RH. Deviations lead to problems with drying and/or curing. To avoid adhesion problems, please gently sand back the PU lacquered surfaces before applying fresh lacquer and apply lacquer to the sanded surfaces as soon as possible. Mixed residues from the previous day must only be used as a 10 - 20 % aggregate in a fresh lacquer/hardener mixture. Old lacquer/hardener mixtures impair the surface quality (adhesion/stability). Freshly bleached wood must be allowed at least 48 h intermediate drying / 20 °C before recoating with PU lacquers. The final hardness of the coating is achieved after one week in correct storage conditions (at least 20 °C room temperature). Please conduct a sample coating under real conditions!

PU lacquers should not be applied and dried at material and room-temperatures below 18 °C and 40 % RH. Ideal values are: 20 - 25 °C, 50 - 65 % RH. Deviations will result in drying or hardening errors. In order to avoid adhesion problems, please sand the PU lacquered surfaces before applying fresh lacquer and apply lacquer to the sanded surfaces as soon as possible. Old lacquer and hardener mixtures affect the surface quality (adhesion/resistance). Freshly bleached substrates must undergo intermediate drying for at least 48 h at 20 °C before coating with suitable PU lacquers. If stored correctly (at least 20 °C room temperature), the final hardness of the coating is achieved after a week. Please apply a test coat under real conditions!

Our technical information is continually adapted to keep up to date with the latest technology and statutory regulations. The indicated values are no specification, but typical product data. The latest version is always available online at [www.hesse-lignal.de](http://www.hesse-lignal.de) or talk to your local account manager. This information is for advice and is based on the best knowledge available and careful research in line with the current state of the art. This information cannot be held as legally binding. We also refer you to our terms and conditions of business. Material safety data sheet is provided in accordance with EC regulation no. 1907/2006.

For more information on Order information, please visit our website, contact our account managers and field service representatives, or contact your specialist dealers.