

## Technical information

# Hesse 2C HYDRO Filler HDP 5640-9343

Mixing ratio (by volume): 7 : 1 HYDRO Hardener HDR 5081

## Product description

The 2K HYDRO Pigment filler HDP 5640-9343 is an IMO-certified filling primer with a broad field of application and is especially suitable for surfaces subject to heavy use, such as those in wet rooms. Its filling power and thixotropy make this HYDRO-acrylate product especially easy to use. The 2K HYDRO Pigment filler can be machine sanded and can subsequently be coated with all suitable Hesse lacquer systems. The product is certified as flame retardant to DIN EN 13501-1.

## Areas of application

For all interior designs, ideal for heavily used surfaces such as in kitchens, bathrooms and offices. And throughout residential settings, for instance for tables and sideboards; on a wide selection of wood species, on plywood, MDF, and on the edges of MDF. Also for stairs and handrails.

## Area of application

- Internal fit-out
- Kitchen and bathroom
- Furniture
- The fitting out of ship interiors
- Special applications
- Doors
- Stairs

## Substrate material

- Dark, fine pored hardwood
- dark deciduous woods with coarse pores
- light deciduous woods with fine pores
- light deciduous woods with coarse pores
- MDF
- suitably pre-primed
- Priming foil
- Melamine foil
- Paper foil

## Surface Preparation

### Surface preparation

Clean, well-seasoned wood, or clean, suitable MDF or plywood base, free from oil, grease, wax and silicones. Sanded as prescribed and free from sanding dust.

Depending on the kind of wood and the desired surface effect: graduated raw wood sanding with grit size 120 - 220 and subsequent dedusting. The quality of the wood sanding is a decisive factor for the quality of the final surface. For foil substrates: suitable foil: sanding with grit size 320 - 400 and subsequent dedusting and degreasing, if necessary.

The foil quality and the quality of the foil sanding are decisive factors for the quality of the final surface.

### Substrate sanding grits



120 - 400

### Lacquer sanding grit



280 - 400



For more information on Order information, please visit our website, contact our account managers and field service representatives, or contact your specialist dealers.

## Technical information

# Hesse 2C HYDRO Filler HDP 5640-9343

Mixing ratio (by volume): 7 : 1 HYDRO Hardener HDR 5081

## Application

Application	Spray nozzle size	Spray pressure	Atomizing pressure
Airless	 0,23 - 0,38 mm	100 - 120 bar	
Airmix	 0,23 - 0,38 mm	60 - 100 bar	1,5 - 2,5 bar
Compressed air spraying	1,5 - 2 mm	2,5 - 4 bar	

## Times

Pot life	 2 h / 20 °C
Usage time	 2 h / 20 °C
Drying	 5 h / 20 °C
Stackable after	 16 h / 20 °C
Complete drying	 7 d / 20 °C

## Finishing

Finishing	Overcoatability: can be recoated after sufficient drying and intermediate sanding using the likes of COOL-COLOR HB 65285-(colour tone) or PERFECT-COLOR HDB 54345-(colour tone).
-----------	--

## Processing instructions

Add hardener slowly whilst stirring. Adjust the spray viscosity with water if required. Maximum additive volume 5 %. The hardener must always be added before thinning! Never store product mixed with hardener in closed containers. Subsequent coating: after sufficient drying and sanding back, if required, apply another coat of the same product or suitable HYDRO or PU products. Clean tools with water. For removal of dried lacquer residues use Hesse HYDRO Cleaning agent HV 6917. In case of combined coatings (HYDRO- and solvent based lacquers) rinse application tools with Hesse HYDRO Reversing agent HV 6904. When directly coating cleaned or sanded foils, please apply a test coat to check the bonding!

## Particular instructions

This product must only be combined with other approved and technically suitable products when used as a flame retardant coating material for seagoing vessels according to the latest version of SOLAS 74 Reg. II-2/3, II-2/5, II-2/6 and X/3, as amended, IMO Resolution MSC.36(63)-(1994 HSC-Code) 7, IMO Resolution MSC.97(73)-(2000 HSC-Code) 7, IMO MSC/Circ. 1120. The maximum application amount in wet film when using this product as a flame retardant coating material for seagoing vessels is 140 g/m<sup>2</sup>.

**"A risk assessment was undertaken according to Directive 2014/90/EU, Annex II, Section 3. This coating does not pose a physical risk to health nor a risk to the environment when cured and dried."**















For more information on Order information, please visit our website, contact our account managers and field service representatives, or contact your specialist dealers.

## Technical information




# Hesse 2C HYDRO Filler HDP 5640-9343

Mixing ratio (by volume): 7 : 1 HYDRO Hardener HDR 5081

### Technical data

Flow time (+/- 15%)	 75 s / DIN4
Yield per coat	 8 - 14 m <sup>2</sup> /l The spreading rate is heavily dependent on the type of application. The specifications relate to a liter of ready-for-use product, if necessary including hardener and thinner.
Proportion of renewable raw materi-	 1.5 %
Non-volatile proportion	 59.7 %
VOC FR	A+
conditions of transport	 10 - 30 °C
Shelf life in weeks	 26
Storage temperature	 10 - 30 °C
Working Temperature Range	 18 - 22 °C
Number of coats (max)	 3
Amount per layer (minimum)	 100 g/m <sup>2</sup>
Amount per layer (max)	 180 g/m <sup>2</sup>
Total application volume	 450 g/m <sup>2</sup>
Mixing ratio (by volume)	 7 : 1 HYDRO Hardener HDR 5081
Mixing information (gravimetric)	 100 : 11 HYDRO Hardener HDR 5081

### Particular properties / testing standards

Sign	Product standard / basis
	Quality Assurance System Certificate (Module D); Directive 2014/90/EU (Marine Equipment Directive)
	Product meets the requirements of solvent based paints and coatings regulation - ChemVOCFarbV (German ordinance on solvent-based paints and varnishes) - according to the national implementation of 2004/42/EG ("Deco-paint Directive").
	Construction book registered

For more information on Order information, please visit our website, contact our account managers and field service representatives, or contact your specialist dealers.

## Technical information

# Hesse 2C HYDRO Filler HDP 5640-9343

Mixing ratio (by volume): 7 : 1 HYDRO Hardener HDR 5081



## Sample process

Substrate sanding: e. g. grit 220 - 280 with subsequent dust removal.

Basecoat: 2 x 130 - 150 g/m<sup>2</sup>, 2K HYDRO Pigment filler HDP 5640-9343, mixing ratio (by volume) 7 : 1 with HYDRO Hardener HDR 5081.

Intermediate drying: at least 4 h / at 20 °C, preferably 16 h / at 20 °C room temperature and with adequate air circulation.

Intermediate sanding: in stages through grits 240 - 320 with subsequent dust removal.

Finishing coat: 1 x 110 - 130 g/m<sup>2</sup> HYDRO-PU RESISTCOLOR HDB 54345-9010, mixing ratio (by volume) 10 : 1 with HYDRO Hardener HDR 5091.

Packable: after drying for 16 h / 20 °C room temperature and with adequate air circulation.

## Ordering information

Order number	Colour tone	Gloss level 60° (Gloss +/-5)	Gloss level
HDP 5640-9343	WEISS		

## Accessories

	Order number	Product description
hardeners	HDR 5081	HYDRO Hardener
Equipment cleaner	HV 6917	HYDRO Cleaning agent
	HV 6904	HYDRO Reversing agent

## General instructions on workmanship

With MDF coatings, you can avoid painting faults and edge breaks if you observe the following: Selection of a suitable MDF quality for the area of application, see manufacturer data on EU standard EN 622-5, pt. 4 Test method EN 317 (requirements on thickness swelling). Ideal panel moisture 5 - 7 %. If possible coat the MDF all around, the backs should at least receive a clear coating. Avoid sharp edges and cutaways, round-off wherever possible. Coat edges and cutaways 2x with primers, do not sand through, if need be, prime again. Thick boards that have been created by gluing together several thinner boards are, due to the variance in tension, susceptible to edge ridging. It is better to select a single MDF board of the appropriate thickness. Panels that have been glued together should always be sanded flat at the edges and colourlessly pre-insulated. Any water introduced by gluing must be allowed to evaporate prior to coating. Store primer-coated surfaces in an air conditioned location and apply the final coat in a timely manner.

When working with HYDRO materials, parts that come into contact with the material must be made from stainless steel. The moisture content should be between 8 - 12 %. Do not apply or dry HYDRO lacquers at material or room temperatures below 18 °C. The ideal humidity for application lies between 55 and 65 %. During the lacquering process, a humidity level that is too low leads to surface defects (such as shrink cracks, etc.). Excessive humidity during the drying phase may drastically lengthen the drying time! In order to avoid adhesion problems, please sand the lacquered surfaces freshly before coating and apply lacquer to the sanded surfaces as soon as possible. When applied to foils, etc., please use a sample coating on the respective substrate to check the adhesion! The ideal complete hardening of lacquered surfaces that have been flashed off is reached at temperatures over 20 °C up to no more than 40 °C. Adequate, draft-free air exchange must be assured. The complete hardening of the lacquer will be reached after one week of proper storage (at least 20 °C room temperature). Woods containing large amounts of natural oils, such as teak, can negatively influence adhesion under certain circumstances. Water-soluble wood ingredients such those in ash and tannins in woods such as oak may cause colour changes and discolourations in the coating. We recommend that you always conduct a sample lacquering to evaluate the colour effect, adhesion and drying process under real conditions!

For more information on Order information, please visit our website, contact our account managers and field service representatives, or contact your specialist dealers.

## Technical information

# Hesse 2C HYDRO Filler HDP 5640-9343

Mixing ratio (by volume): 7 : 1 HYDRO Hardener HDR 5081



Our technical information is continually adapted to keep up to date with the latest technology and statutory regulations. The indicated values are no specification, but typical product data. The latest version is always available online at [www.hesse-lignal.de](http://www.hesse-lignal.de) or talk to your local account manager. This information is for advice and is based on the best knowledge available and careful research in line with the current state of the art. This information cannot be held as legally binding. We also refer you to our terms and conditions of business. Material safety data sheet is provided in accordance with EC regulation no. 1907/2006.

For more information on Order information, please visit our website, contact our account managers and field service representatives, or contact your specialist dealers.